



PRACTICE TEST MANUAL

2018 NSCAS Summative

English Language Arts, Mathematics, and Science

Contributors

Nebraska Student-Centered Assessment System Summative assessments are administered by the Nebraska Department of Education (NDE):

301 Centennial Mall South
Lincoln, Nebraska 68509

(402) 471-2495

The assessment contractor is NWEA. NWEA can be reached by calling Customer Service at (855) 225-9926, or by emailing NWEANebraska@nwea.org.

Table of Contents

About This Manual	4
About the Practice Tests	4
Purpose	4
Available Grades and Subjects	4
Number of Questions and Time Needed	4
Structure of the Practice Tests	4
Accommodations and Accessibility	5
Accessing the Online Practice Tests	6
About Paper/Pencil Practice Tests	7
Instructions for the Online Practice Test	8
Instructions for NSCAS Practice Test—English Language Arts	8
Instructions for NSCAS Practice Test—Mathematics	11
Instructions for NSCAS Practice Test—Science	14
Instructions for Students Testing with Paper/Pencil	17
Administering the 2018 NSCAS Mathematics Calculator Section	17
Instructions for NSCAS Practice Test—English Language Arts	17
Instructions for NSCAS Practice Test—Mathematics	20
Instructions for NSCAS Practice Test—Science	23

About This Manual

This document contains information on the Nebraska Student-Centered Assessment System (NSCAS) Practice Tests for the Summative assessment and how to administer them. These tests are intended for student usage before the administration of the actual NSCAS Summative assessment. They also can be used to allow other stakeholders, such as parents and administrators, to experience the Summative assessment environment. The Practice Tests are available both online and in a paper/pencil version.

About the Practice Tests

Purpose

The Practice Tests allow students to experience the types of questions and practice with the item aids that they will see and use on the actual Summative assessments. The Practice Tests do not generate a score.

Available Grades and Subjects

The Practice Tests are available for each subject and grade that is covered by the Summative test. All tests are available in both Spanish and English.

- NSCAS English Language Arts (NSCAS-ELA) grades 3–8
- NSCAS Mathematics (NSCAS-M) grades 3–8
- NSCAS Science (NSCAS-S) grades 5 & 8

Number of Questions and Time Needed

Each Practice Test has 20 questions. These Practice Tests are untimed, but the estimated test-taking time for each is 40 minutes. Students may take as long as they need to finish them. Unlike the actual Summative assessments, progress on the Practice Tests is not saved; if a student does not complete the test in one sitting, he or she will have to take the entire test again if he or she restarts it.

Structure of the Practice Tests

Each Practice Test has a variety of questions, representing all of the different types of questions that the student may encounter on the actual Summative assessment. These tests are not adaptive; every student in a grade will see the same 20 questions. If a tool, such as the protractor, ruler, or calculator, is used on questions in the actual Summative assessment, then some questions on the online Practice Test for that grade will use that tool.

Accommodations and Accessibility

The Practice Tests contain the same item aids and tools as the actual Summative assessments. For the best student experience, students should view the online Student Tutorial to learn about the available tools and their uses before taking the Practice Tests. Text-to-Speech is available for all Practice Tests but should only be enabled for students with a documented need on an IEP or 504 plan, to be consistent with the requirements for use in the NSCAS Summative assessment. To use Text-to-Speech in the Practice Test, check the "Text-To-Speech" box when setting up the online Practice Test.

For the best student experience, the Practice Tests should be administered in line with the *NSCAS Summative & Alternate Accessibility Manual*.

Who Can Use the Online Practice Tests

- **Students** can use the Practice Tests to become familiar with navigating the test interface and using the available item aids and tools. The Practice Tests will also expose them to the same types of questions that they will see on the actual Summative test.
- **Teachers and administrators** can use the Practice Tests to become familiar with the testing experience for students. In addition, accessing the Practice Tests may be useful for IT personnel in testing network infrastructure.
- **Parents and stakeholders** can use the Practice Tests to become familiar with the testing experience for students.

Student Tutorial

For an optimal testing experience, students should view the Student Tutorial before completing the Practice Tests. The Student Tutorial covers test purpose and structure of the online assessment, as well as the tools available within the assessment and how to use them. The Student Tutorial will be available to view from the Nebraska Assessment Portal from February 2018 onward.

Technology Requirements

The Practice Tests can be taken on a computer, an iPad[®], or a Chromebook[™]. Ideally, students should take the Practice Tests on the same type of device (computer, iPad, or Chromebook) that they will use to take the actual tests. This will ensure that they have experience with the way that tools and items will work on the device that they use for testing.

The browser requirements are the same as those for the Summative test; these can be found in the [System and Bandwidth Requirements](#).

Getting Help

For general assistance with the NSCAS, or if you need technical assistance with the Practice Tests, call Customer Service at (855) 225-9926 or email NWEANebraska@nwea.org.

Accessing the Online Practice Tests

The Practice Tests can be accessed either through the Nebraska Assessment Portal or through the lockdown browser.

Through the Assessment Portal:

Access the Nebraska Assessment Portal by opening a web browser and navigating to <https://community.nwea.org/community/nebraska>.

1. Select **Practice Test** at the top of the page.
2. Select **NSCAS Summative Online Practice Tests** at the top of the page.
3. Enter the generic log-in credentials (*case-sensitive*):
Username: **ne**
Password: **Practice**
4. Choose the appropriate grade, subject, test, and language.
5. If needed, select the **Text-To-Speech** checkbox.
6. Click the arrow to begin the test.

Once the test is finished, an end-of-test screen is displayed. You can click **Done** to return to the portal, or click **Take Another Test**.

Through the Lockdown Browser:

1. On your device, open the lockdown browser, called **NWEA Secure Testing Browser**.
2. From the login page, click **Try the Practice Test**.
3. Enter the generic log-in credentials (*case-sensitive*):
Username: **ne**
Password: **Practice**
4. Choose the appropriate grade, subject, test, and language.
5. If needed, select the **Text-To-Speech** checkbox.
6. Click the arrow to begin the test.

Once the test is finished, an end-of-test screen is displayed. You can click **Done** to return to the login page, or click **Take Another Test**.

About Paper/Pencil Practice Tests

English and Spanish paper/pencil Practice Test booklets are available as a PDF for grades 3–8 in ELA and Mathematics, and grades 5 and 8 for Science. The test booklets are posted to the Nebraska Assessment Portal at <https://community.nwea.org/community/nebraska>.

If your district ordered Large Print or Braille paper/pencil Summative assessment forms, your test materials delivery will include Practice Test versions in those formats.

Purpose of the Paper/Pencil Practice Tests

Like the online Practice Test, the paper/pencil Practice Test forms are intended to provide students with the opportunity to experience the look and feel of the NSCAS Summative assessment. It is highly recommended that students are exposed to the test format that they are intending to take for the NSCAS Summative assessment.

Accessing the Paper/Pencil Practice Tests

1. Access the Nebraska Assessment Portal by opening a web browser and navigating to <https://community.nwea.org/community/nebraska>.
2. Select the Practice Test icon at the top of the page.
3. Scroll down to the Paper/Pencil Practice Tests section.

The PDF paper/pencil tests are listed by subject and grade. Select the one you need to download and print it.

Instructions for the Online Practice Test

Prepare the testing location to help administration proceed smoothly. Guidelines for preparing testing locations can be found in the *Online Test Administration Manual* posted on the Nebraska Assessment Portal. The Practice Test is not secure but the directions are written to mimic the NSCAS Summative test, which is secure. Students may use scratch paper while taking the NSCAS Summative; be sure to have scratch paper available for students to use. Scratch paper must be collected at the end of the session and securely destroyed.

In order to ensure accurate achievement results, it is essential that all Proctors follow the same procedures when administering the tests.

When the test session is started follow the script appropriate to each subject:

- [Instructions for NSCAS Practice Test—English Language Arts on page 8](#)
- [Instructions for NSCAS Practice Test—Mathematics on page 11](#)
- [Instructions for NSCAS Practice Test—Science on page 14](#)

Instructions for NSCAS Practice Test—English Language Arts

Read aloud **word for word** the material that is printed in **bold type** and preceded by the word “SAY.”

The material that is italicized is information for you and should not be read to the students.

Read the directions to the students exactly as they are written using a natural tone and manner. If you make a mistake in reading a direction, stop and say, “No, that is wrong. Listen again.” Then read the direction again. Be sure students understand the directions and how to respond. Be careful not to inadvertently give hints or clues that indicate an answer. Begin the test when all students are present.

SAY: Today you will take the NSCAS Practice Test for English Language Arts. Give this test your best effort. Some questions will be easy; others will be more difficult. Be sure to read the entire question and ALL of the answer choices carefully. If you do not know the answer to a question, use your best test-taking skills to eliminate some answer choices. Then choose the best answer of the ones that remain. Remember there is no penalty for guessing. You must answer each question before you will be allowed to move onto the next question, and you will not be able to go back after you have answered the question.

You may use scratch paper on this test.

The test is not timed, and you will be given time to finish.

If you need help once the test has started, raise your hand and the Proctor will come to you. The Proctor is not allowed to provide you with any additional information during the test. The Proctor cannot help you with any words.

Are there any questions?

Answer all questions. When all students are ready, continue with the next step, assuming you are using the NWEA lockdown browser. If not, use the Nebraska Assessment Portal, as described under [Accessing the Online Practice Tests on page 6](#), and then continue to [Test Introduction: on page 9](#).

SAY: We will begin by accessing the test site.

Windows™ desktop:

–or–

Mac® desktop:

–or–

Chromebook™ or iPad®:

From the Start menu, choose NWEA Secure Testing Browser.

Double-click the NWEA Secure Testing Browser icon on your desktop.

Start the NWEA Secure Testing App.

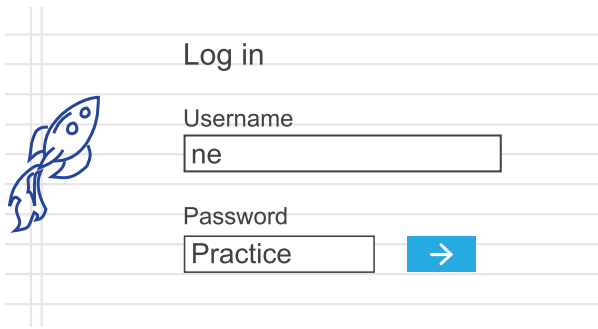
You should see the login page on your screen. Is there anyone who does not see the login page?

Assist students as needed.

*Next, students enter the generic Username, **ne**, and Password, **Practice**. You should have already written it on a board for all students to see.*

SAY: Click "Try the Practice Test."

Enter the Username and Password exactly as I have written them. Click on the arrow to move to the next screen.



The image shows a login form on a grid background. On the left side, there is a blue line-art illustration of a rocket ship. The form has three input fields: "Log in" (with a cursor), "Username" (containing the text "ne"), and "Password" (containing the text "Practice"). To the right of the password field is a blue button with a white right-pointing arrow.

Test Introduction:

SAY: This test will include several different types of questions. Some questions are based on one or two passages. You may need to scroll down to read longer passages. Some questions will have the passage and question side by side, while others will display the question below the passage. You may need to scroll down to see the question. Multiple-choice questions will ask you to select an answer from among four choices. Multiple-select questions will ask you to select multiple correct answers from among five or more answer choices.

For some questions, there may be two parts, Part A and Part B, where each part has a multiple-choice or multiple-select question. Some questions will ask you to construct an answer by following the directions given. For these enhanced questions, follow the instructions in the question. Only one question at a time appears on the computer screen.

- **The tools at the top of the screen may help you answer the question.**
- **Use the Pointer tool to select or change your answer.**

- Use tools such as the Answer Eliminator, Highlighter, Eraser, Notepad, Zoom, and Line Reader to assist you during the test.
- To move to the next question, click the arrow. You cannot go back to questions you have already answered, nor can you skip questions. You must answer every question.
- This test is not timed. You will know you are finished when you see a screen that says, “Congratulations, you have finished the test.”

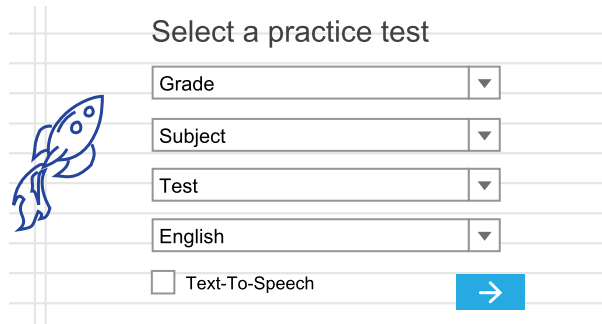
When you come to the end of the session, please sit quietly or read until the Proctor provides additional instructions.

Are there any questions?

Assist all questions. When all students are ready, continue.

SAY: From the test selection screen, select [GRADE] in the grade drop-down. Next, from the Subject drop-down, select "English Language Arts." For Test, select “Nebraska 2018 ELA [GRADE] Practice.” Finally, select English as the language. Only select the Text-To-Speech box if I tell you.

Click the arrow to begin the Practice Test.



Select a practice test

Grade

Subject

Test

English

Text-To-Speech

→

Assist students as needed and instruct students who should use Text-To-Speech tools to select the Text-To-Speech checkbox.

While students are working, walk around the room to see that they are following directions and that they are not looking at any other students' tests. For the Summative assessment, the content of all passages and items are secure and should not be read by anyone but the student taking the assessment. Do not read or give help on specific test questions. As students complete the test, please follow your school's plan for dismissing students.

Instructions for NSCAS Practice Test—Mathematics

Read aloud **word for word** the material that is printed in **bold type** and preceded by the word “SAY.”

The material that is italicized is information for you and should not be read to the students.

Read the directions to the students exactly as they are written using a natural tone and manner. If you make a mistake in reading a direction, stop and say, “No, that is wrong. Listen again.” Then read the direction again. Be sure students understand the directions and how to respond. Be careful not to inadvertently give hints or clues that indicate an answer. Begin the test when all students are present.

Note: A printed Mathematics Reference Sheet must be provided for grades 4 and up (available from <https://community.nwea.org/community/nebraska>). These should be printed and available for students for when they begin testing.

SAY: Today you will take the NSCAS Practice Test for Mathematics. Give this test your best effort. Some questions will be easy; others will be more difficult. Be sure to read the entire question and ALL of the answer choices carefully. If you do not know the answer to a question, use your best test-taking skills to eliminate some answer choices. Then choose the best answer of the ones that remain. Remember there is no penalty for guessing. You must answer each question before you will be allowed to move onto the next question, and you will not be able to go back after you have answered the question.

The test is not timed, and you will be given time to finish.

You may use scratch paper on this test.

Read to grades 3 to 5:

- **You may not use a calculator on this test.**

Read to grades 6 to 8:

- **You may use a calculator ONLY on certain questions, when it appears on the top of your screen. You may NOT use a calculator for any other questions on this test.**

If you need help once the test has started, raise your hand and the Proctor will come to you. The Proctor is not allowed to provide you with any additional information during the test. The Proctor cannot help you with any words.

Are there any questions?

Answer all questions. When all students are ready, continue with the next step, assuming you are using the NWEA lockdown browser. If not, use the Nebraska Assessment Portal, as described under [Accessing the Online Practice Tests on page 6](#), and then continue to [Test Introduction: on page 12](#).

SAY: We will begin by accessing the test site.

Windows™ desktop:

–or–

Mac® desktop:

–or–

Chromebook™ or iPad®:

From the Start menu, choose NWEA Secure Testing Browser.

Double-click the NWEA Secure Testing Browser icon on your desktop.

Start the NWEA Secure Testing App.

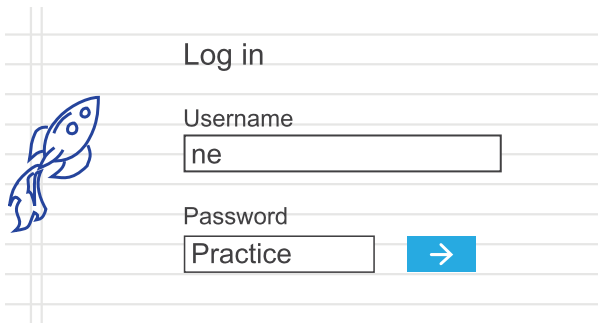
You should see the login page on your screen. Is there anyone who does not see the login page?

Assist students as needed.

*Next, students enter the generic Username, **ne**, and Password, **Practice**. You should have already written it on a board for all students to see.*

SAY: Click "Try the Practice Test."

Enter the Username and Password exactly as I have written them. Click on the arrow to move to the next screen.



The image shows a login form on a computer screen. At the top left is a blue rocket icon. To its right is the text "Log in". Below this are two input fields. The first is labeled "Username" and contains the text "ne". The second is labeled "Password" and contains the text "Practice". To the right of the password field is a blue button with a white right-pointing arrow.

Test Introduction:

SAY: This assessment will include several different types of questions. Multiple-choice questions will ask you to select an answer from among four choices. Multiple-select questions will ask you to select multiple correct answers from among five or more answer choices.

Some questions will ask you to construct an answer by following the directions given. For these enhanced questions, follow the instructions in the question. For some questions, there may be two parts, Part A and Part B, where each part has a multiple-choice, multiple-select, or enhanced question. Only one question or one question with two parts will appear on the computer screen at a time.

- **The tools at the top of the screen may help you answer the question.**
- **Use the Pointer tool to select or change your answer.**
- **Use tools such as the Answer Eliminator, Highlighter, Eraser, Notepad, Zoom, Line Reader, Protractor, and Ruler to assist you during the test.**
- **To move to the next question, click the arrow. You cannot go back to questions you have already answered, nor can you skip questions. You must answer every question.**

- **This test is not timed. You will know you are finished when you see a screen that says, "Congratulations, you have finished the test."**

Read to Grades 4 and up only:

- **A Mathematics Reference Sheet is provided for your use. You may refer to it at any time during the test.**

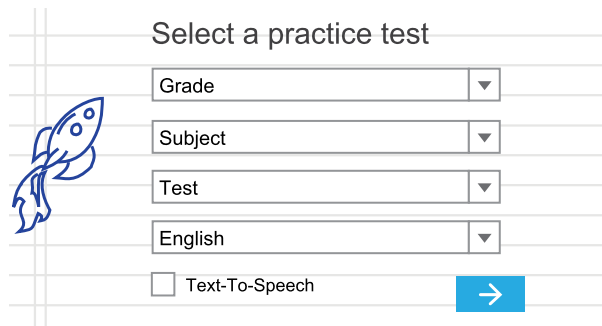
When you come to the end of the session, please sit quietly or read until the Proctor provides additional instructions.

Are there any questions?

Assist all questions. When all students are ready, continue.

SAY: From the test selection screen, select [GRADE] in the grade drop-down. Next, from the Subject drop-down, select "Mathematics." For Test, select "Nebraska 2018 Math [GRADE] Practice." Finally, select English as the language. Only select the Text-To-Speech box if I tell you.

Click the arrow to begin the Practice Test.



Select a practice test

Grade

Subject

Test

English

Text-To-Speech

→

Assist students as needed and instruct students who should use Text-To-Speech tools to select the Text-To-Speech checkbox.

While students are working, walk around the room to see that they are following directions and that they are not looking at any other students' tests. For the Summative assessment, the content of all passages and items are secure and should not be read by anyone but the student taking the assessment. Do not read or give help on specific test questions. As students complete the test, please follow your school's plan for dismissing students.

Instructions for NSCAS Practice Test—Science

Read aloud **word for word** the material that is printed in **bold type** and preceded by the word “SAY.”

The material that is italicized is information for you and should not be read to the students.

Read the directions to the students exactly as they are written using a natural tone and manner. If you make a mistake in reading a direction, stop and say, “No, that is wrong. Listen again.” Then read the direction again. Be sure students understand the directions and how to respond. Be careful not to inadvertently give hints or clues that indicate an answer. Begin the test when all students are present.

SAY: Today you will take the NSCAS Practice Test for Science. Give this test your best effort. Some questions will be easy; others will be more difficult. Be sure to read the entire question and ALL of the answer choices carefully. If you do not know the answer to a question, use your best test-taking skills to eliminate some answer choices. Then choose the best answer of the ones that remain. Remember there is no penalty for guessing. You must answer each question before you will be allowed to move onto the next question, and you will not be able to go back after you have answered the question.

You may use scratch paper on this test.

The test is not timed, and you will be given time to finish.

If you have any concerns once the test has started, raise your hand and the Proctor will come to you. The Proctor is not allowed to provide you with any additional information during the test. The Proctor cannot help you with any words.

When you come to the end of the session, please sit quietly or read until the Proctor provides additional instructions.

Are there any questions?

Answer all questions. When all students are ready, continue with the next step, assuming you are using the NWEA lockdown browser. If not, use the Nebraska Assessment Portal, as described under [Accessing the Online Practice Tests on page 6](#), and then continue to [Test Introduction: on page 15](#).

SAY: We will begin by accessing the test site.

Windows™ desktop:

–or–

Mac® desktop:

–or–

Chromebook™ or iPad®:

From the Start menu, choose NWEA Secure Testing Browser.

Double-click the NWEA Secure Testing Browser icon on your desktop.

Start the NWEA Secure Testing App.

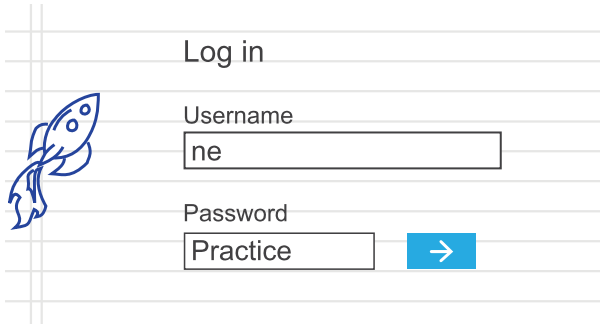
You should see the login page on your screen. Is there anyone who does not see the login page?

Assist students as needed.

Next, students enter the generic Username, **ne**, and Password, **Practice**. You should have already written it on a board for all students to see.

SAY: Click "Try the Practice Test."

Enter the Username and Password exactly as I have written them. Click on the arrow to move to the next screen.



A screenshot of a login interface. On the left is a blue rocket icon. The text "Log in" is at the top. Below it are two input fields: "Username" containing "ne" and "Password" containing "Practice". To the right of the password field is a blue arrow button pointing right.

Test Introduction:

SAY: This test has multiple-choice questions. For each multiple-choice question, select one answer to the question. Only one question at a time appears on the computer screen.

- The tools at the top of the screen may help you answer the question.
- Use the Pointer tool to select or change your answer.
- Use tools such as the Answer Eliminator, Highlighter, Eraser, Notepad, Zoom, and Line Reader to assist you during the test.
- To move to the next question, click the arrow. You cannot go back to questions you have already answered, nor can you skip questions. You must answer every question.
- This test is not timed. You will know you are finished when you see a screen that says, "Congratulations, you have finished the test."

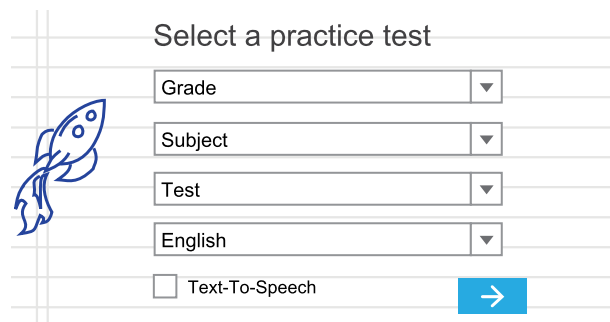
When you come to the end of the session, please sit quietly or read until the Proctor provides additional instructions.

Are there any questions?

Assist all questions. When all students are ready, continue.

SAY: From the test selection screen, select [GRADE] in the grade drop-down. Next, from the Subject drop-down, select "Science." For Test, select "Nebraska 2018 Science [GRADE] Practice." Finally, select English as the language. Only select the Text-To-Speech box if I tell you.

Click the arrow to begin the Practice Test.



A screenshot of a test selection interface. On the left is a blue rocket icon. The text "Select a practice test" is at the top. Below it are four drop-down menus: "Grade", "Subject", "Test", and "English". Below the "English" menu is a checkbox labeled "Text-To-Speech" which is unchecked. To the right of the checkbox is a blue arrow button pointing right.

Assist students as needed and instruct students who should use Text-To-Speech tools to select the Text-To-Speech checkbox.

While students are working, walk around the room to see that they are following directions and that they are not looking at any other students' tests. For the Summative assessment, the content of all passages and items are secure and should not be read by anyone but the student taking the assessment. Do not read or give help on specific test questions. As students complete the test, please follow your school's plan for dismissing students.

Instructions for Students Testing with Paper/Pencil

Distribute the Practice Test booklets and answer sheet, downloaded from the Nebraska Assessment Portal prior to administering the practice test. The Practice Test is not secure but the directions are written to mimic the NSCAS Summative test, which is secure. Check to see that each student has a test booklet, his or her own answer sheet, and a No. 2 pencil. Students may use scratch paper while taking the NSCAS Summative; be sure to have scratch paper available for students to use. Scratch paper must be collected at the end of the session and securely destroyed.

To ensure accurate achievement results, it is essential that all Proctors follow the same procedure when administering the Practice Tests. Follow the script appropriate to each subject:

- [Instructions for NSCAS Practice Test—English Language Arts on page 17](#)
- [Instructions for NSCAS Practice Test—Mathematics on page 20](#)
- [Instructions for NSCAS Practice Test—Science on page 23](#)

Administering the 2018 NSCAS Mathematics Calculator Section

Some questions may require the use of a calculator; these questions will be grouped together on the Practice Test. These items will be clearly indicated in the Practice Test booklet. Students in grades 6–8 must be provided access to a calculator. After students have answered questions that require a calculator, calculators will be collected. Students may NOT use calculators for the rest of the mathematics assessment. Students testing online will be provided access to a calculator in the testing engine for these items.

Note: Students may not share calculators during the assessment. The calculator function of a smart-phone may not be used during a test. For guidance on calculator usage, please reference the NSCAS Mathematics Calculator Policy.

Instructions for NSCAS Practice Test—English Language Arts

Read aloud **word for word** the material that is printed in **bold type** and preceded by the word “SAY.”

The material that is italicized is information for you and should not be read to the students.

Read the directions to the students exactly as they are written using a natural tone and manner. If you make a mistake in reading a direction, stop and say, “No, that is wrong. Listen again.” Then read the direction again. Be sure students understand the directions and how to respond. Be careful not to inadvertently give hints or clues that indicate an answer. Begin the test when all students are present.

SAY: Today you will take the NSCAS Practice Test. Give this test your best effort. Some questions will be easy; others will be more difficult. Be sure to read the entire question and ALL of the answer choices carefully. If you do not know the answer to a question, use your best test-taking skills to eliminate some answer choices. Then choose the best answer from the ones that remain. Remember there is no penalty for guessing. You CAN skip questions and come back to them if you need more time.

The test sessions are not timed, and you will be given time to finish. If you need help once the test has started, raise your hand and the Proctor (Teacher) will come to you.

The Proctor (Teacher) is not allowed to provide you with any additional information during the test. The Proctor (Teacher) cannot help you with any words.

Are there any questions?

Answer student questions as needed.

SAY: We are about to begin the [GRADE] NSCAS English Language Arts Practice Test. Fill in your name on the front cover.

Assist students as needed.

SAY: You will mark all of your answers on your answer sheet. Do not make any stray marks on the answer sheet.

Also open your Practice Test booklet to page 5. You should see the directions in your Practice Test booklet. Raise your hand if you need help finding the directions.

Assist students as needed.

SAY: We will read the directions together. Please follow along as I read aloud.

On the following pages of your Practice Test booklet are passages and questions for the [GRADE] Nebraska Student-Centered Assessment System (NSCAS) English Language Arts Practice Test.

Read these directions carefully before beginning the Practice Test.

This Practice Test will include several different types of questions. Some questions are based on one or two passages. Multiple-choice questions will ask you to select an answer from among four choices. Multiple-select questions will ask you to select multiple correct answers from among five or more answer choices. For some questions, there may be two parts, Part A and Part B, where each part has a multiple-choice or multiple-select question. Some questions will ask you to construct an answer by following the directions given. These questions will be found in your test booklet.

For all questions:

- **Read each question carefully and choose the best answer.**
- **You may use scratch paper to make notes.**
- **Be sure to answer ALL the questions.**

When you come to the word STOP, you have finished the [GRADE] NSCAS English Language Arts Practice Test.

You may review to check your answers. Make sure you have marked ALL of your answers clearly and that you have completely erased any marks you do not want. When you are finished, put your answer sheet inside your test booklet and close your test booklet.

Answer student questions as needed.

SAY: Turn to page 6 of your Practice Test booklet. You are now ready to begin the test.

Assist students to begin the test as needed.

While students are working, walk around the room to see that they are following directions and that they are not looking at any other students' tests. For the Summative assessment, the content of all passages and items are secure and should not be read by anyone but the student taking the assessment. Do not read or give help on specific test questions. As students complete the test, please follow your school's plan for dismissing students.

Instructions for NSCAS Practice Test—Mathematics

Read aloud **word for word** the material that is printed in **bold type** and preceded by the word “SAY.”

The material that is italicized is information for you and should not be read to the students.

Read the directions to the students exactly as they are written using a natural tone and manner. If you make a mistake in reading a direction, stop and say, “No, that is wrong. Listen again.” Then read the direction again. Be sure students understand the directions and how to respond. Be careful not to inadvertently give hints or clues that indicate an answer. Begin the test when all students are present.

SAY: Today you will take the NSCAS Practice Test. Give this test your best effort. Some questions will be easy; others will be more difficult. Be sure to read the entire question and ALL of the answer choices carefully. If you do not know the answer to a question, use your best test-taking skills to eliminate some answer choices. Then choose the best answer from the ones that remain. Remember there is no penalty for guessing. You CAN skip questions and come back to them if you need more time.

The test sessions are not timed, and you will be given time to finish. If you need help once the test has started, raise your hand and the Proctor (Teacher) will come to you.

The Proctor (Teacher) is not allowed to provide you with any additional information during the test. The Proctor (Teacher) cannot help you with any words.

Are there any questions?

Answer student questions as needed.

SAY: We are about to begin the [GRADE] NSCAS Mathematics Practice Test. Fill in your name on the front cover.

Assist students as needed.

SAY: You will mark all of your answers in your answer sheet. Do not make any stray marks on the answer sheet.

Grades 3 and 5:

–or–

Grades 4, 7, and 8:

–or–

Grade 6:

Also open your Practice Test booklet to page 25.

Also open your Practice Test booklet to page 23.

Also open your Practice Test booklet to page 27.

You should see the directions in your Practice Test booklet. Raise your hand if you need help finding the directions.

Assist students as needed.

SAY: We will read the directions together. Please follow along as I read aloud.

On the following pages of your practice test booklet are passages and questions for the [GRADE] Nebraska Student-Centered Assessment System (NSCAS) Mathematics Practice Test.

Read these directions carefully before beginning the Practice Test.

This Practice Test will include several different types of questions. Multiple-choice questions will ask you to select an answer from among four choices. Multiple-select questions will ask you to select multiple correct answers from among five or more answer

choices. For some questions, there may be two parts, Part A and Part B, where each part has a multiple-choice or multiple-select question. These questions will be found in your test booklet.

For all questions:

- Read each question carefully and choose the best answer.
 - You may use scratch paper to solve the problems.
 - **For grades 4 to 8** – The Mathematics Reference Sheet is provided in the back of the Mathematics section. You may refer to this page at any time during the test.
 - **For grades 3 to 5** – You may not use a calculator on this test.
- or-
- **For grades 6 to 8** – You may use a calculator ONLY on designated questions. You may NOT use a calculator for any other questions on this test.
- Be sure to answer ALL the questions on your answer sheet.

For grades 3 to 5 –

When you come to the word STOP, you have finished the [GRADE] NSCAS Mathematics Practice Test. You may review to check your answers. Make sure you have marked ALL of your answers clearly and that you have completely erased any marks you do not want. When you are finished, put your answer sheet inside your test booklet and close your test booklet.

For grades 6 to 8 –

When you come to the word STOP at the end of Part 1, you have finished Part 1 of the [GRADE] NSCAS Mathematics Practice Test. You may review ONLY Part 1 to check your answers. Make sure you have marked ALL of your answers clearly and that you have completely erased any marks you do not want. Your calculator must be collected before you can continue with Part 2. When your calculator has been collected, and your proctor has given you permission, you may move on to Part 2.

When you are finished with Part 2, you may review ONLY Part 2 to check your answers. Make sure you have marked ALL of your answers clearly and that you have completely erased any marks you do not want. Put your answer sheet inside your test booklet and close your test booklet.

At the end of the test, I will collect your test booklets, answer sheet, and scratch paper. When you are finished with the test, you may sit quietly or read your book until I dismiss you.

Are there any questions?

Answer student questions as needed.

SAY: *Grades 3 and 5:*

–or–

Grades 4, 7, and 8:

–or–

Grade 6:

**Also open your Practice
Test booklet to page 26.**

**Also open your Practice
Test booklet to page 24.**

**Also open your Practice
Test booklet to page 28.**

You are now ready to begin the test.

Assist students as needed.

While students are working, walk around the room to see that they are following directions and that they are not looking at any other students' tests. For the Summative assessment, the content of all passages and items are secure and should not be read by anyone but the student taking the assessment. Do not read or give help on specific test questions. As students complete the test, please follow your school's plan for dismissing students.

Instructions for NSCAS Practice Test—Science

Read aloud **word for word** the material that is printed in **bold type** and preceded by the word “SAY.”

The material that is italicized is information for you and should not be read to the students.

Read the directions to the students exactly as they are written using a natural tone and manner. If you make a mistake in reading a direction, stop and say, “No, that is wrong. Listen again.” Then read the direction again. Be sure students understand the directions and how to respond. Be careful not to inadvertently give hints or clues that indicate an answer. Begin the test when all students are present.

SAY: Today you will take the NSCAS Practice Test. Give this test your best effort. Some questions will be easy; others will be more difficult. Be sure to read the entire question and ALL of the answer choices carefully. If you do not know the answer to a question, use your best test-taking skills to eliminate some answer choices. Then choose the best answer from the ones that remain. Remember there is no penalty for guessing. You CAN skip questions and come back to them if you need more time.

The test sessions are not timed, and you will be given time to finish. If you need help once the test has started, raise your hand and the Proctor (Teacher) will come to you.

The Proctor (Teacher) is not allowed to provide you with any additional information during the test. The Proctor (Teacher) cannot help you with any words.

Are there any questions?

Answer student questions as needed.

SAY: We are about to begin the [GRADE] NSCAS Science Practice Test. Fill in your name on the front cover.

Assist students as needed.

SAY: You will mark all of your answers in your answer sheet. Do not make any stray marks on the answer sheet.

Also open your Practice Test booklet to page 5. You should see the directions in your Practice Test booklet. Raise your hand if you need help finding the directions.

Assist students as needed.

SAY: We will read the directions together. Please follow along as I read aloud.

On the following pages of your Practice Test booklet are passages and multiple choice questions for the [GRADE] Nebraska Student-Centered Assessment System (NSCAS) Science Practice Test.

Read these directions carefully before beginning the Practice Test.

Each question will ask you to select an answer from among four choices. The questions will be found in your test booklet.

For all questions:

- **Read each question carefully and choose the best answer.**
- **You may use scratch paper to solve the problems.**

- Be sure to answer **ALL** the questions on your answer sheet.
- Only one of the answers provided is the correct response.

When you come to the word **STOP**, you have finished the [GRADE] NSCAS Science Practice Test.

You may review to check your answers. Make sure you have marked **ALL** of your answers clearly and that you have completely erased any marks you do not want. When you are finished, put your answer sheet inside your test booklet and close your test booklet.

Answer student questions as needed.

SAY: Turn to page 6 of your Practice Test booklet. You are now ready to begin the test.

Assist students as needed.

While students are working, walk around the room to see that they are following directions and that they are not looking at any other students' tests. For the Summative assessment, the content of all passages and items are secure and should not be read by anyone but the student taking the assessment. Do not read or give help on specific test questions. As students complete the test, please follow your school's plan for dismissing students.